

Productivity in NI & the Regions 2022

Source: Regional & Subregional Labour Productivity in the UK, ONS (June 2024)

Productivity in Northern Ireland and the regions of the UK looks at productivity per worker broken down over different time periods and regions. It also considers growth over a five and ten year period to chart any increases or declines there may have been. The data used in this release are measured in current prices, which includes the effect of inflation.

Gross Value Added

Gross value added (GVA) is the value of goods and services which have been produced by a region minus any costs that went into producing them.



Jobs

The number of jobs which are currently filled within the region.

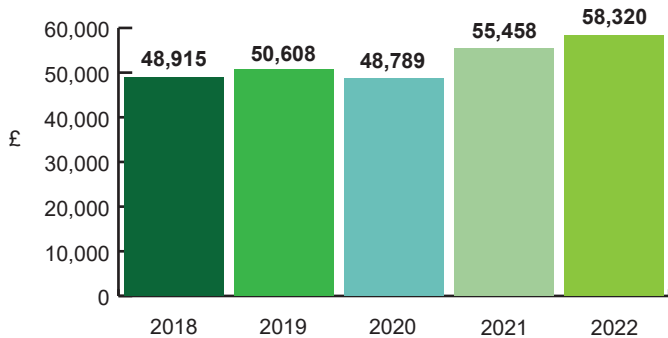


Productivity

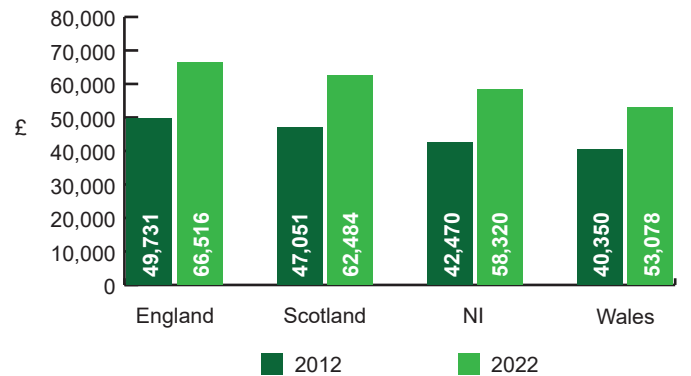
The amount of goods or services produced by each job.

A higher level of productivity means that each worker is producing more goods or services than they were previously and this will increase economic growth in the long term.

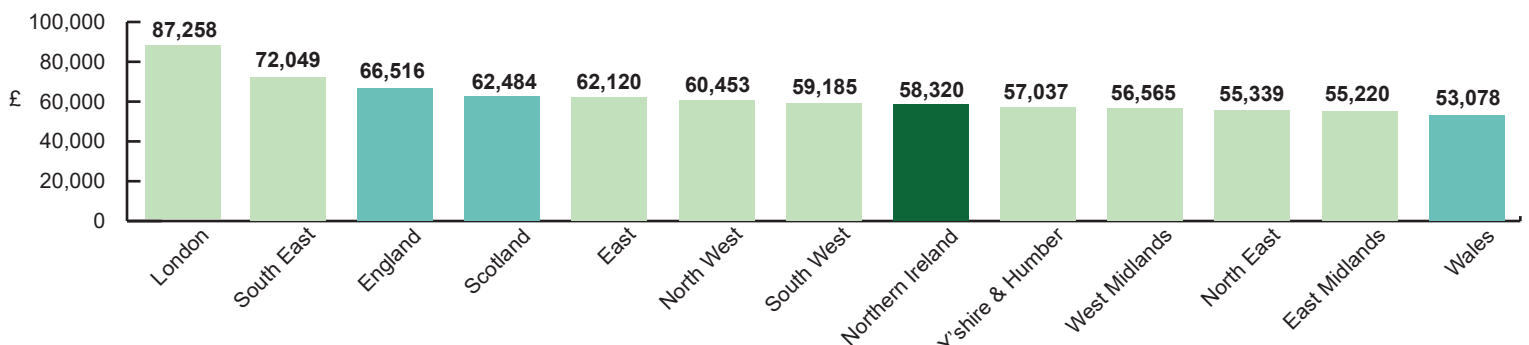
NI Productivity per Worker 2018 to 2022



Productivity per Worker by Country 2012 & 2022



Productivity per Worker by UK Region 2022

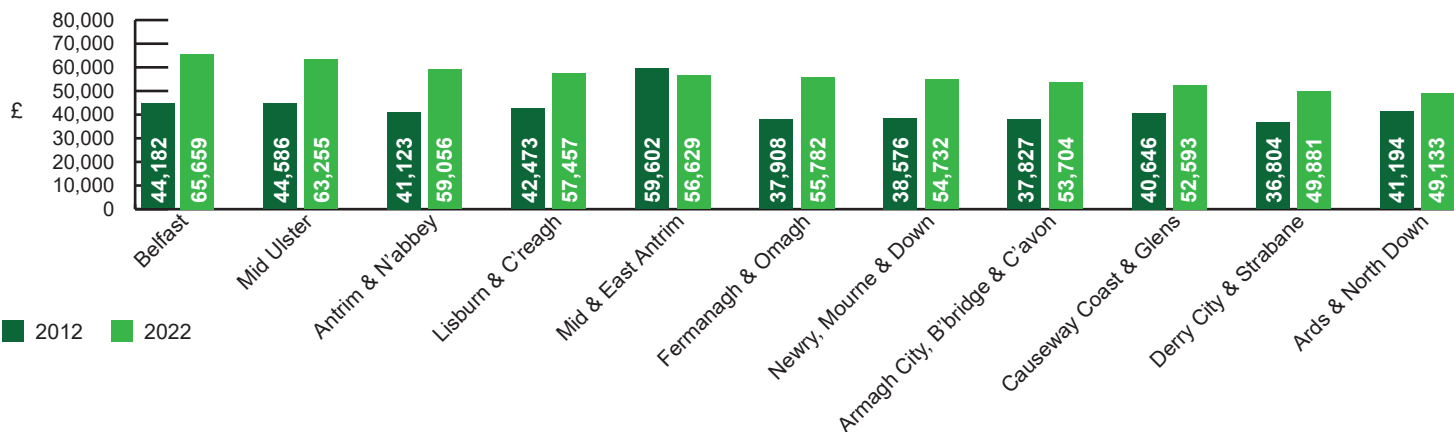


Productivity Growth by Region

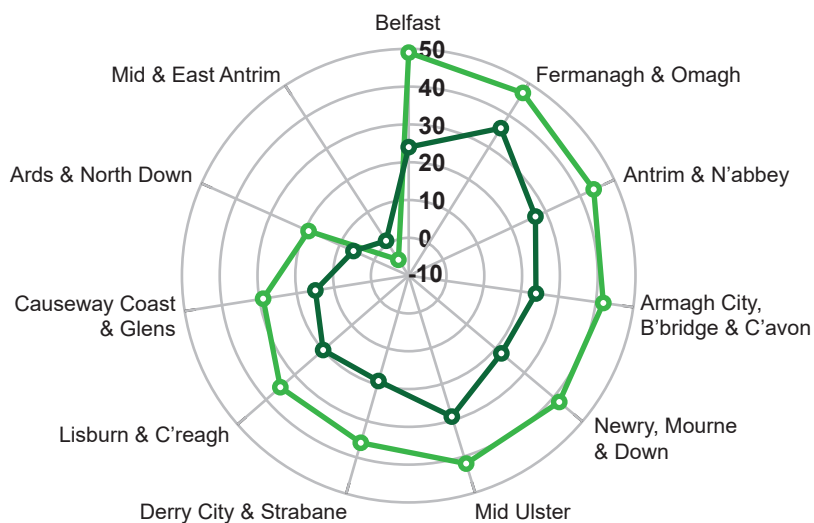
The chart opposite shows growth by region over five years and over ten years. The South East ranked first out of all of the regions for ten year growth and Yorkshire & Humberside had the greatest growth over the last 5 years. Five year growth for the South East was at 23% while ten year growth was 38%. NI had a five year growth of 21% (3rd highest) and a ten year growth of 37% (3rd highest).



Productivity per Worker by Council Area 2012 & 2022



Productivity Growth by Council Area



The chart opposite shows growth by council area over five years and over ten years. Belfast has seen the most growth in productivity over the past ten years at 49%. Mid and East Antrim actually saw a 5% decline in productivity growth over the ten year period. This is due however to the fact they had the highest productivity by workers levels until 2018 after which it fell to be more in line with the other council areas.